






Dividends





May

Ticker	Date	Tax paid	Received	Curr	1 PLN	Tax paid PLN	Received PLN
 T	2023-05-01	0.04	0.24	USD	4.1753	0.17	1.0
 O	2023-05-15	1.91	10.83	USD	4.1638	7.95	45.09
						Sum received:	11.07 USD





June

Ticker	Date	Tax paid	Received	Curr	1 PLN	Tax paid PLN	Received PLN
 INTC	2023-06-01	3.0	16.99	USD	4.2559	12.77	72.31
 PSX	2023-06-02	4.73	26.77	USD	4.2399	20.05	113.5
 JNJ	2023-06-06	2.68	15.17	USD	4.1933	11.24	63.61
 PFE	2023-06-09	3.08	17.42	USD	4.1887	12.9	72.97
 IBM	2023-06-12	3.74	21.16	USD	4.1545	15.54	87.91
 O	2023-06-15	1.91	10.83	USD	4.1393	7.91	44.83
 NEM	2023-06-15	6.6	37.4	USD	4.1393	27.32	154.81
 TSN	2023-06-15	4.32	24.48	USD	4.1393	17.88	101.33
 XTN	2023-06-24	0.62	3.51	USD	4.0893	2.54	14.35
						Sum received:	173.73 USD


July

Ticker	Date	Tax paid	Received	Curr	1 PLN	Tax paid PLN	Received PLN
 KO	2023-07-03	4.83	27.37	USD	4.1066	19.83	112.4
 BAC	2023-07-03	6.93	39.27	USD	4.1066	28.46	161.27
 O	2023-07-14	2.68	15.2	USD	3.9724	10.65	60.38
 CSCO	2023-07-28	3.8	21.55	USD	3.9702	15.09	85.56
						Sum received:	103.39 USD

August

Ticker	Date	Tax paid	Received	Curr	1 PLN	Tax paid PLN	Received PLN
 VZ	2023-08-02	8.32	47.13	USD	4.0262	33.5	189.75
 T	2023-08-02	0.04	0.24	USD	4.0262	0.16	0.97
 SPY	2023-08-02	16.71	94.69	USD	4.0262	67.28	381.24
 O	2023-08-15	2.68	15.2	USD	4.0525	10.86	61.6
						Sum received:	157.26 USD




September

Ticker	Date	Tax paid	Received	Curr	1 PLN	Tax paid PLN	Received PLN
 INTC	2023-09-01	3.75	21.24	USD	4.1074	15.4	87.24

	PSX	2023-09-04	4.73	26.77	USD	4.1263	19.52	110.46
	PFE	2023-09-05	3.08	17.42	USD	4.1353	12.74	72.04
	JNJ	2023-09-08	3.93	22.25	USD	4.289	16.86	95.43
	IBM	2023-09-11	3.74	21.16	USD	4.2958	16.07	90.9
	MMM	2023-09-12	4.5	25.5	USD	4.3077	19.38	109.85
	O	2023-09-15	4.6	26.05	USD	4.312	19.84	112.33
	TSN	2023-09-18	5.76	32.64	USD	4.3418	25.01	141.72
	XTN	2023-09-22	0.98	5.54	USD	4.3365	4.25	24.02
	NEM	2023-09-22	6.6	37.4	USD	4.3365	28.62	162.19

Sum received: 235.97 USD

October

Ticker	Date	Tax paid	Received	Curr	1 PLN	Tax paid PLN	Received PLN	
	BAC	2023-10-02	7.56	42.84	USD	4.3697	33.03	187.2
	KO	2023-10-02	6.07	34.41	USD	4.3697	26.52	150.36
	HPQ	2023-10-05	2.76	15.61	USD	4.4155	12.19	68.93

Sum received: 92.86 USD

Year total dividends

Total received: 774.28 USD

Total received: 3237.53 PLN

Total dividend: 3809.45 PLN

Total tax paid: 571.51 PLN

Tax to pay: 152.38 PLN

Commissions

Date	Amount	Currency	1 PLN	Amount in PLN
2023-05-04	2.17	EUR	4.5892	9.96
2023-05-04	2.35	EUR	4.5892	10.78
2023-05-04	2.53	EUR	4.5892	11.61
2023-05-11	2.6	USD	4.1532	10.8
2023-05-11	2.8	USD	4.1532	11.63
2023-05-18	2.5	USD	4.1504	10.38
2023-05-18	2.6	USD	4.1504	10.79
2023-06-01	2.2	USD	4.2559	9.36
2023-06-02	2.06	USD	4.2399	8.73
2023-06-14	2.4	USD	4.1439	9.95
2023-06-20	2.7	USD	4.068	10.98
2023-06-20	2.4	USD	4.068	9.76
2023-06-22	2.7	USD	4.0648	10.97
2023-06-22	2.4	USD	4.0648	9.76
2023-06-30	2.36	USD	4.0832	9.64
2023-07-19	2.14	USD	3.9451	8.44
2023-07-21	2.04	USD	3.971	8.1
2023-07-27	2.5	USD	3.9949	9.99
2023-08-02	2.04	USD	4.0262	8.21
2023-08-02	2.3	USD	4.0262	9.26
2023-08-04	2.4	USD	4.081	9.79
2023-08-11	2.04	USD	4.0521	8.27
2023-08-16	2.2	USD	4.0525	8.92
2023-08-16	2.3	USD	4.0525	9.32
2023-08-22	2.4	USD	4.1124	9.87
2023-09-21	2.24	USD	4.3501	9.74
2023-09-27	2.4	USD	4.3485	10.44
2023-09-27	2.4	USD	4.3485	10.44
2023-09-27	2.14	USD	4.3485	9.31
2023-10-04	2.16	USD	4.4012	9.51
2023-10-04	2.1	USD	4.4012	9.24
2023-10-11	2.08	USD	4.2985	8.94
2023-10-11	2.3	USD	4.2985	9.89
2023-09-27	51.25	USD	4.3485	222.86
Total:				545.64 PLN